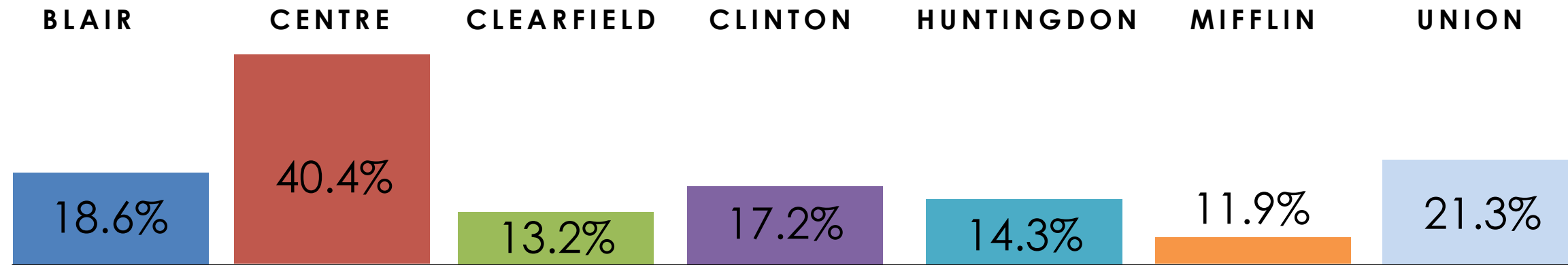


REGIONAL WORKFORCE STATISTICS

The Counties of Blair, Centre, Clearfield, Clinton, Huntingdon, Mifflin and Union

Educational attainment for the adult population age 25 and older: Bachelor's Degrees and higher

2014 5-year annual estimate



An educated workforce is a key site selection factor for companies considering relocation and/ or expansion. Centre County has historically had a well-educated resident workforce compared to the education attainment levels of residents in adjacent counties. The presence of the Pennsylvania State University and recent graduates and alumni who choose to make Centre County home only adds to this key population. In the adult population age 25

and older, Centre County's resident adult population that has Bachelor degrees or higher attainments is double and triple the percentage points compared to surrounding counties. Long-term investment in education must also tie in to critical components: soft-skills training and hands-on experience. As Governor Tom Wolf outlined in the Workforce Development Plan 2016 to 2020, three items must be in alignment for successful

workforce development initiatives:

- Jobs that Pay
- Schools that Teach
- Governments that Work

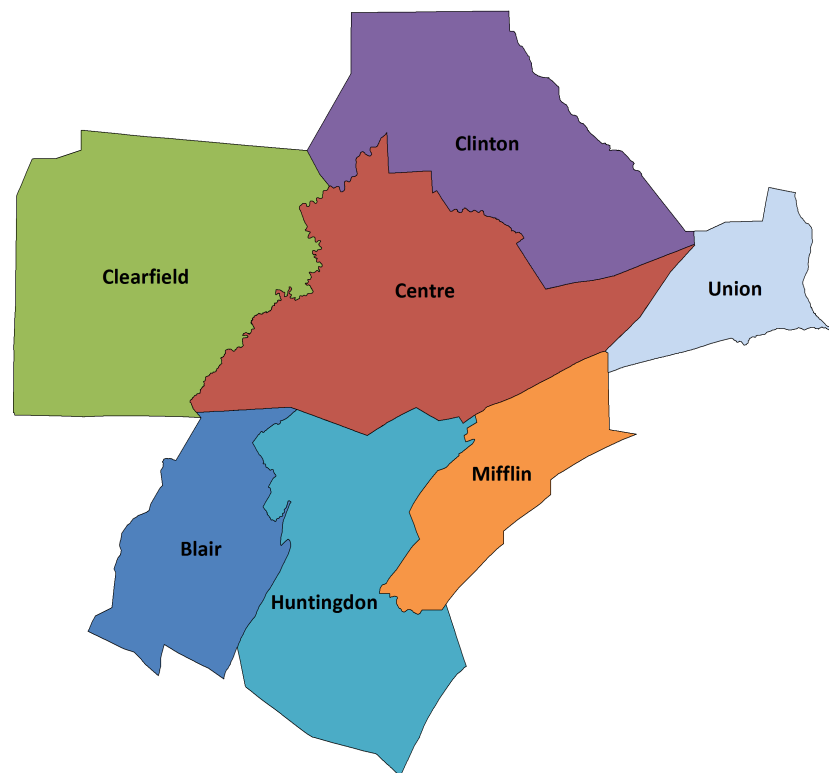
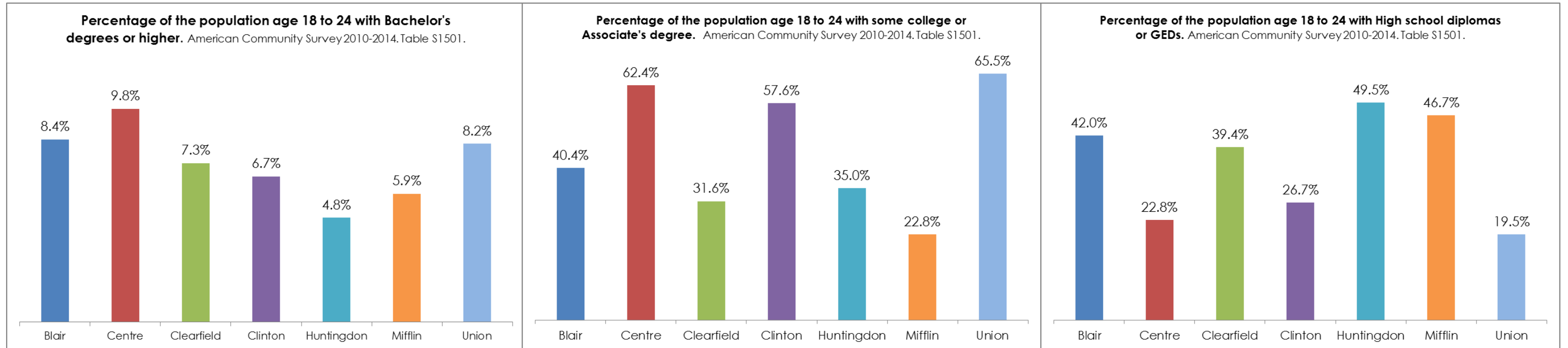
Family sustaining wages will keep skilled workers locally BUT workers need the combination of skills and education to perform the jobs of the future. And, what role does government play in workforce development?

REGIONAL WORKFORCE STATISTICS

The Counties of Blair, Centre, Clearfield, Clinton, Huntingdon, Mifflin and Union

Educational attainment for persons age 18 to 24: Persons entering or near entrance to the workforce

2014 5-year annual estimate



Educational attainment among young adults and youth is most crucial to Pennsylvania's long-term workforce development goals. The population age 18 to 24 is "entering or near entrance" to the workforce. To fill the jobs of tomorrow, this key population must be gaining the skills and education necessary to be competent professionals across a wide range of high priority occupations.

Just with the adult population age 25 and older, the population age 18 to 24 with Bachelor's degrees of higher is most dominant in Centre County. Again, we attribute that percentage figure to the Penn State University student population which, with higher degree attainment, would include the graduate and post-doctorate student population.

Larger figures are reflected in the middle graph for Centre, Clinton and Union Counties due to university

students (Penn State, Lock Haven and Bucknell, respectively). The middle graph, though, also includes the population that has attained Associate's degrees; we cannot extract that information from this table.

Last, but certainly not least, is examining the population that has graduated high school and earned a diploma or equivalency.

What trend do we want to witness long-term?

We want to see a higher percentage of younger persons gaining some college (with intent to gain a degree) and continue learning post-high school. This trend would reflect higher percentages in both the left and middle graph while the figures in the right graph would shrink. While communities want to see increased high school graduation rates, we want to witness further and higher education attainment.