

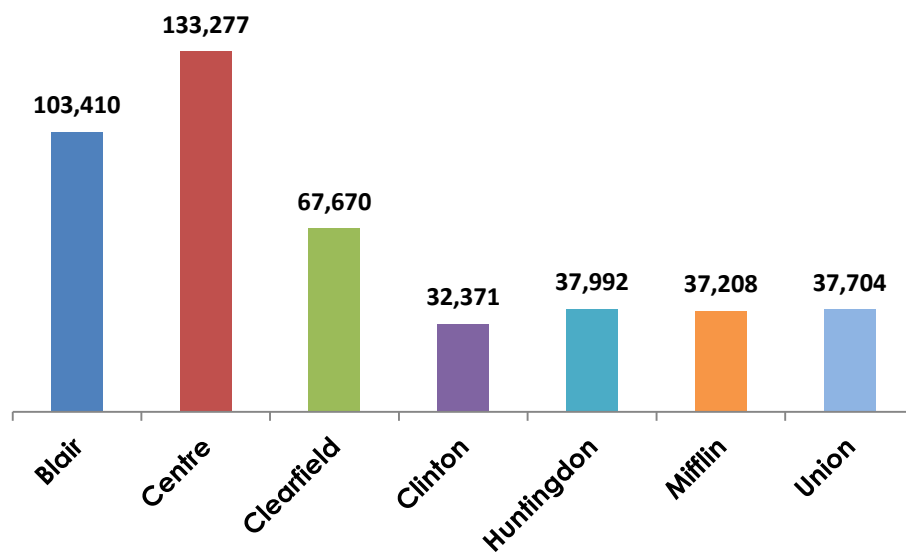
REGIONAL WORKFORCE STATISTICS

The Counties of Blair, Centre, Clearfield, Clinton, Huntingdon, Mifflin and Union



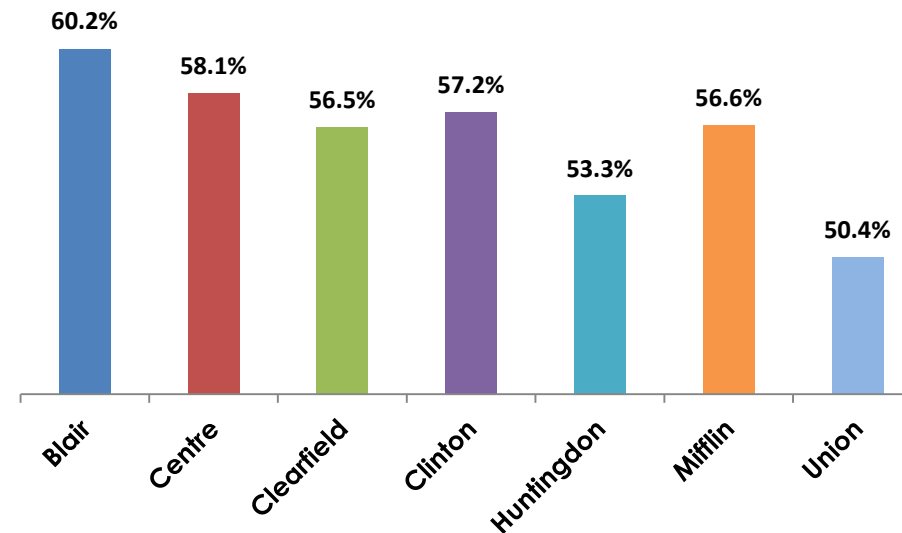
The labor force is typically considered those persons age 16 to 64 in a particular geography. Age sixty-five has been the traditional "retirement" age when individuals exit the work force. However in more recent times, individuals age 65 and over continue to work in some capacity, even if part-time. So if we look at the labor force in each county as all persons age 16 and over, we can look further at the labor force in age brackets to compare employment trends.

Population age 16 and over in each County

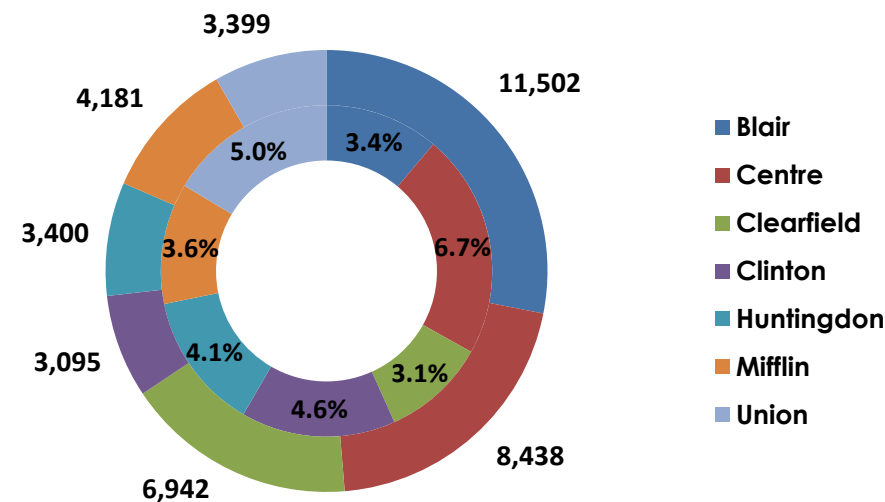


Centre County's population age 16 and older is nearly double that of Clearfield County and three-and-half times the size of the surrounding counties, except Blair.

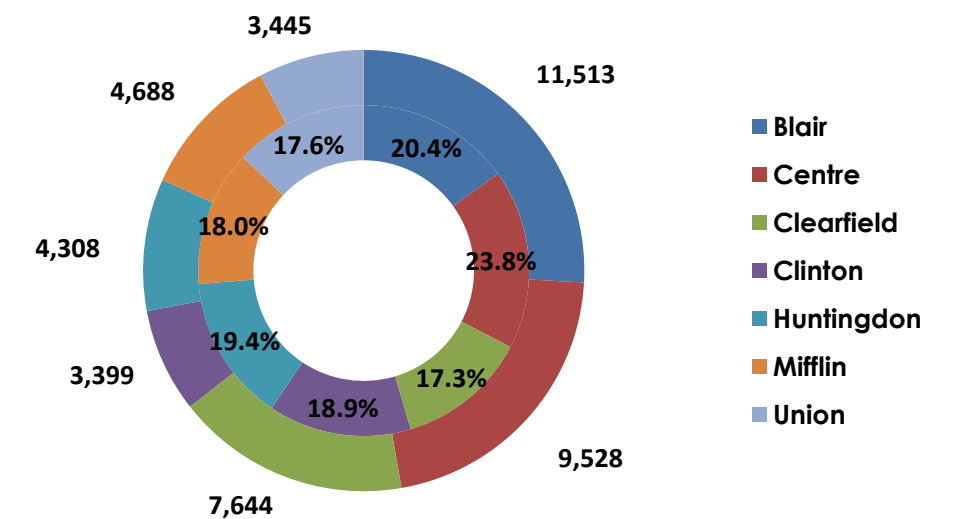
Percent of population age 16 and over in each County in the labor force



Percent of persons in the age bracket 75 and over employed in the labor force and the total population in the age bracket 75 and over



Percent of persons in the age bracket 65 to 74 employed in the labor force and the total population in the age bracket 65 to 74

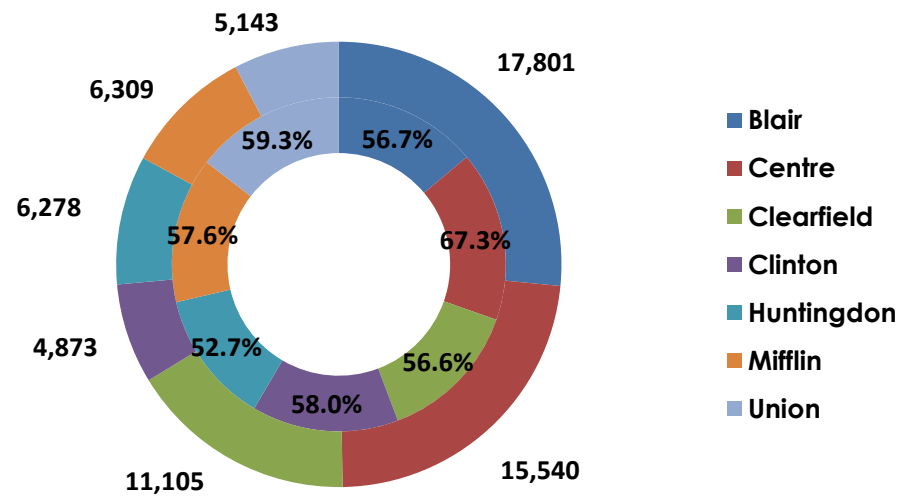


Approximately one-in-five persons age 65 to 74 are employed in some capacity in Blair, Centre, and Huntingdon Counties; employment percentages for this age group are comparable in other counties. For persons age 75 and over, participation in the labor force is much smaller but comparable in part across all counties. Centre County has the largest percentage of persons in the age bracket 75 and over that are employed in the labor force.

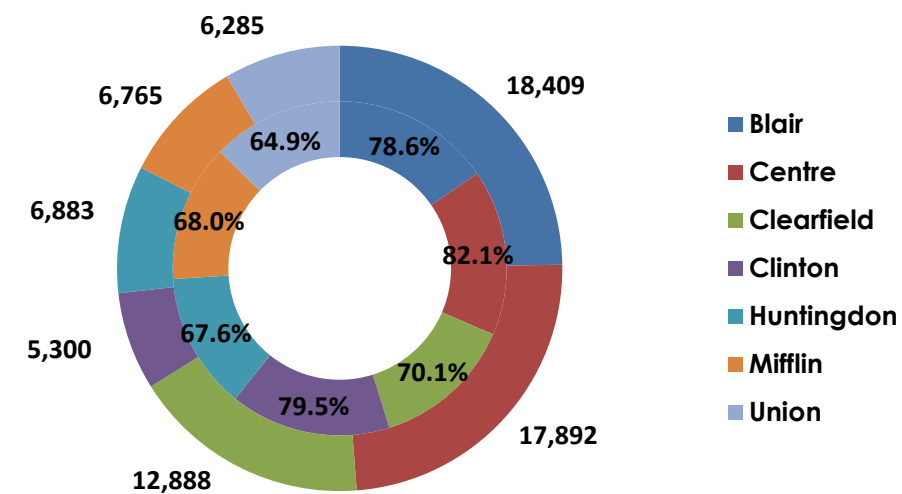
Employment Status continued: Counties of Blair, Centre, Clearfield, Clinton, Huntingdon, Mifflin and Union



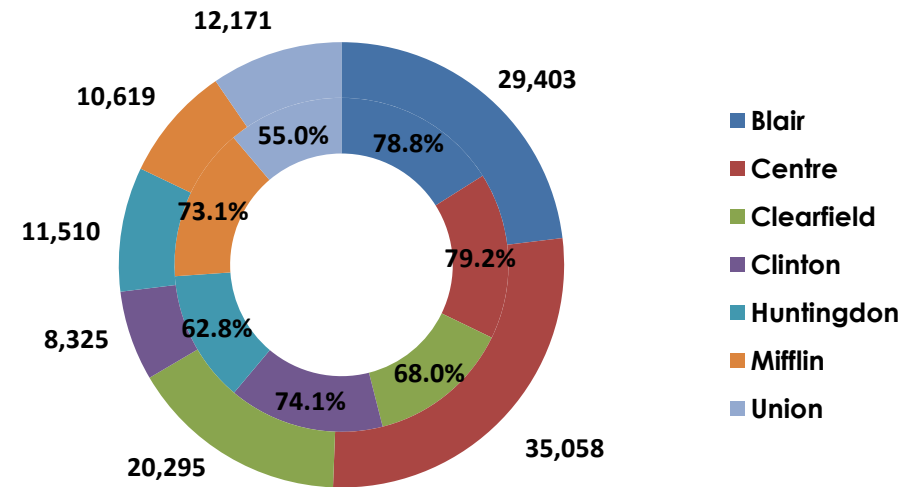
Percent of persons in the age bracket 55 to 64 employed in the labor force and the total population in the age bracket 55 to 64



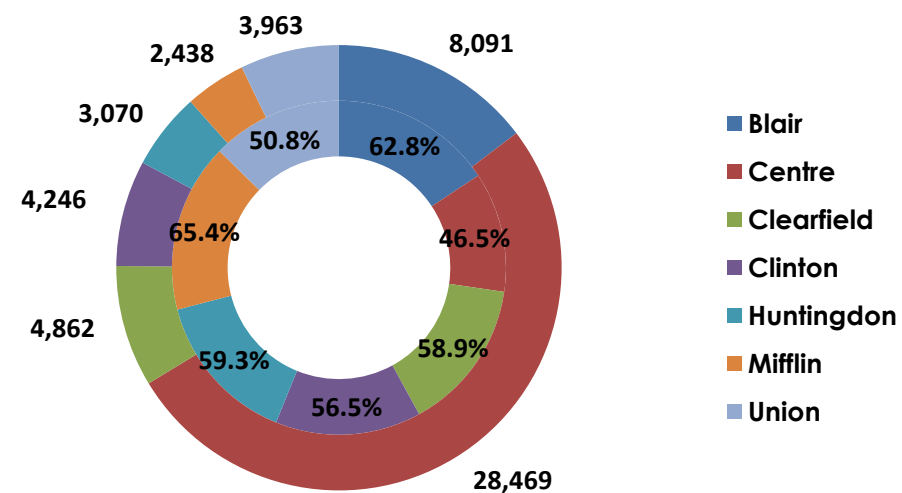
Percent of persons in the age bracket 45 to 54 employed in the labor force and the total population in the age bracket 45 to 54



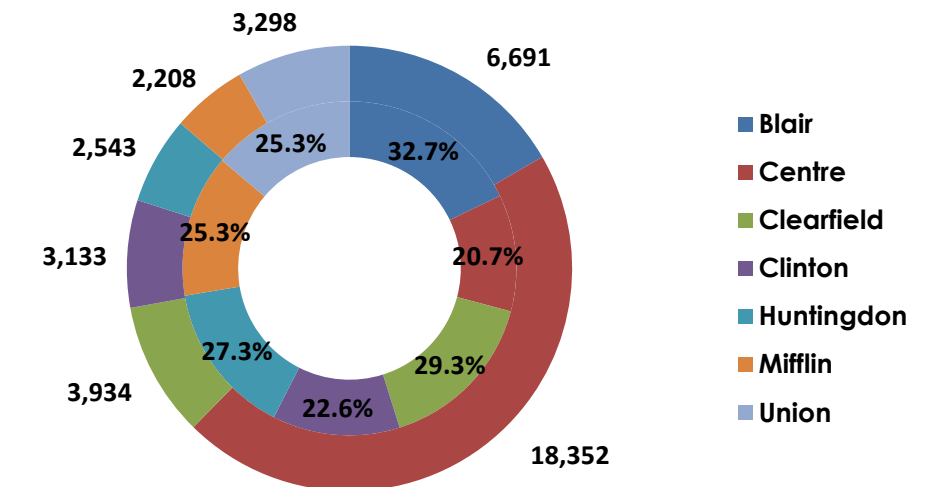
Percent of persons in the age bracket 25 to 44 employed in the labor force and the total population in the age bracket 25 to 44



Percent of persons in the age bracket 20 to 24 employed in the labor force and the total population in the age bracket 20 to 24



Percent of persons in the age bracket 16 to 19 employed in the labor force and the total population in the age bracket 16 to 19



Summary

Employment percentages by age brackets between counties can vary widely. Youth employment (age 16 to 19) by percent is highest in Blair County. Young adult (age 20 to 24) employment by percent is highest in Mifflin County. Core labor force (age 25 to 44) by percent is highest in Centre County. Employment by percent for all other age brackets is also highest in Centre County due, in large part, of a larger population.

These labor force trends, especially for older adults, begs the question: does one really ever retire? The benefits of having or retaining mature workers, even on a part-time basis, can include mentoring or on-site consulting, assisting the younger labor force transition into upper level positions, and helping bridge communication gaps in today's multigenerational work places.